

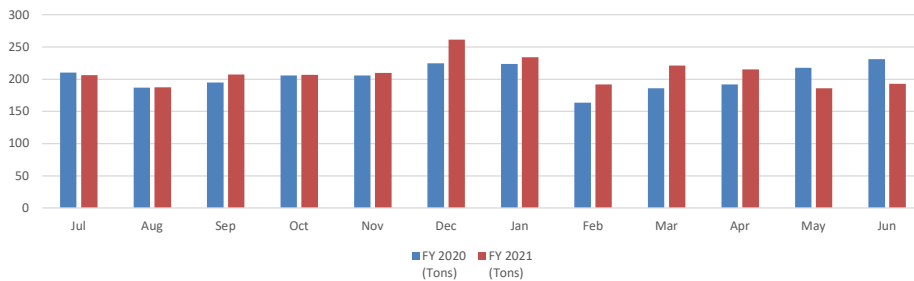


Westford Recycling Commission

Trends in Westford Trash in Recycling (FY2021)

Recycling	Westford had its first increase in recycling in three years with an increase of 72.8 tons in FY2021 compared to the previous year. This is a 3.2% improvement over this period. Not included in this figure is the material collected at the three Electronics & More Recycling Events (almost 108,000 lbs) and the Household Hazardous Waste event (22,000 lbs). This increase in the amount recycling is well-time with the increase in the value of recyclables which means that at the end of the fiscal year, the Town of Westford was receiving a credit for the value of its recyclables.
Trash	Westford had an increase of 81 tons of trash in FY2021 compared to the previous year. This is a 1.0% increase in trash was an improvement over the previous year when trash volume growth was 4.5% but still represented a continuation of recent long term growth of Westford's trash. The FY2021-22 Town of Westford operating budget included a 9%(!) increase in trash costs to cover the higher costs caused by increasing amounts of waste and also the increasing cost to dispose of the waste. As a result, the Westford Recycling Commission initiated a program to increase composting for FY2021-22 as food waste represents up to 20% of waste by weight.
Summary	Overall in FY2021, Westford saw a negative trend in trash reduction and a positive trend in recycling collection due to more recycling activity.
Notes regarding mandatory recycling policy	Westford began to enforce its "mandatory recycling" policy beginning the 1st of February 2013. The Town also instituted a plastic bag ban to reduce the potential for contamination plastics bags within the Town and recycling stream. It was suspended during the COVID-19 pandemic but is now being enforcement In addition to enforcement of the plastic ban, Town mandates two items to improve recycling: 1) a three (3) barrel limit per household (assuming 35 gallon barrels) and 2) that trash not be picked up for non-recyclers.

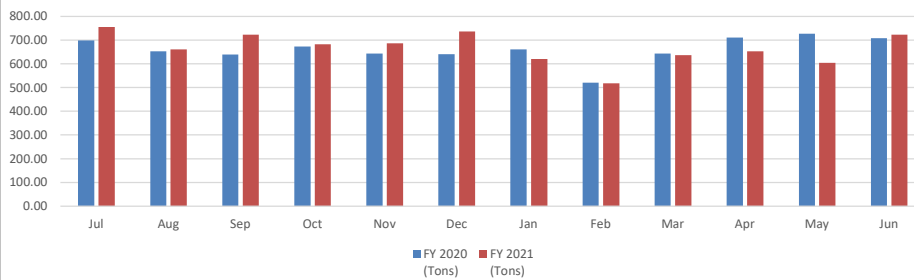
Westford Recycling Data (metric tons) FY2020 vs FY2021



Westford Recycling Statistics FY2020 vs. FY2021	
Tonnage FY2020	2,441.64
Tonnage FY2021	2,520.58
Percent Change	3.2%
Tonnage Change	78.9



Westford Trash Data (Tons per Month) FY2020 vs FY2021

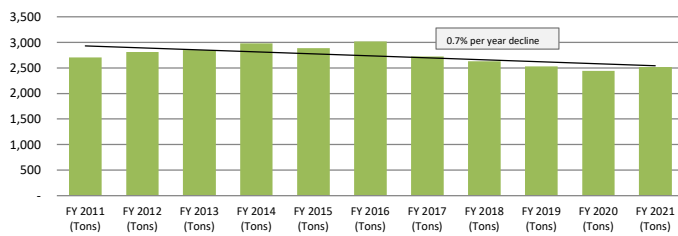


Westford Trash Statistics FY2019 vs. FY2020	
Tonnage FY2020	7,915.04
Tonnage FY2021	7,996.17
Percent Change	1.0%
Tonnage Change	81.1
Tipping fee (increase)	\$ 6,042.56

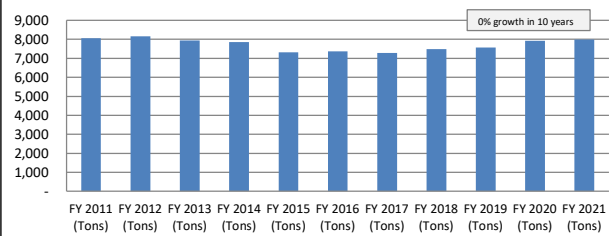


10 Year Trend

Westford Recycling Data (2011-2021 in tons)



Westford Trash Data (Short Tons) (FY2011 - 2021)



The Mission of the Westford Recycling Commission is to:

Increase awareness of the financial and environmental impacts of recycling; provide opportunities for non-curbside recycling; educate residents on options to reduce, reuse, repurpose, and recycle; and organize recycling events that encourage diversion from the trash.

Westford Trash - Recycling Data and Statistics

The data shows recent trends in both recycling and trash tonnage
Values and figures in **GREEN** reflect a positive change in the trash reduction or recycling increases per the data
Values and figures in **RED** reflect a negative change in the trash increases or recycling decrease per the data

Notes

Trash and recycling costs are based on both a tipping fee (based on tonnage) and a monthly flat fee for weekly pickups for trash and bi-weekly pickups for recycling.

